



# HIGH-END CLIMATE CHANGE

**Manuel Carmona Yebra**

**Directorate General for Climate Action  
Adaptation to Climate Change Unit A.3  
European Commission**



[ec.europa.eu/  
clima/](https://ec.europa.eu/clima/)



[facebook.com/  
EUClimateAction](https://facebook.com/EUClimateAction)



[twitter.com/  
EUClimateAction](https://twitter.com/EUClimateAction)



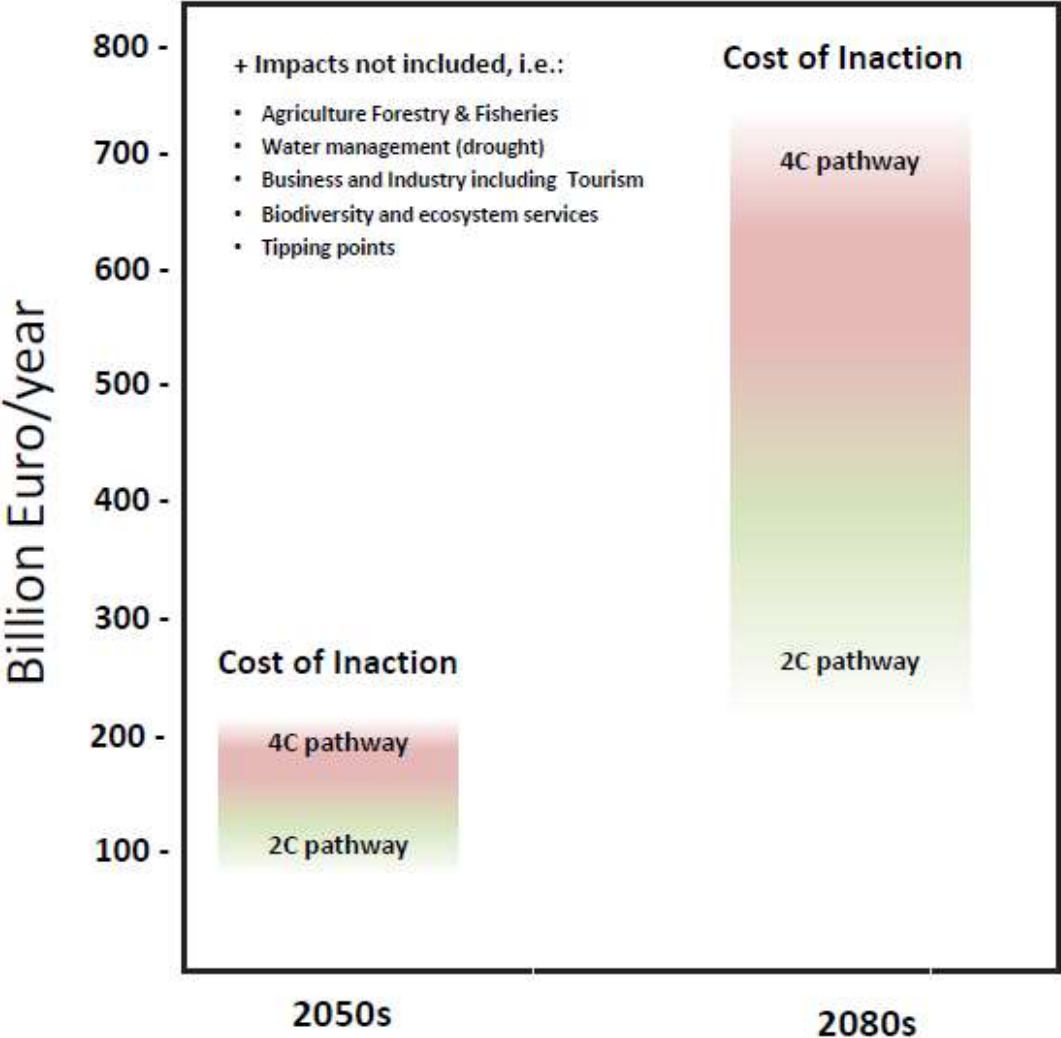
[pinterest.com/  
EUClimateAction](https://pinterest.com/EUClimateAction)



[youtube.com/  
EUClimateAction](https://youtube.com/EUClimateAction)

# Indicative estimates of the cost of inaction and the benefits of mitigation and adaptation in Europe (limited sectors only). Current prices, undiscounted.

Source COACCH, 2018.





## Implementation of EU's Paris commitment: at least 40% emissions reduction by 2030 (compared to 1990)

### Emissions Trading System (ETS)

Power sector

Industry

-43% by 2030  
(compared to 2005)

### National targets for Member States

Buildings

Road Transport

Agriculture Non-CO2

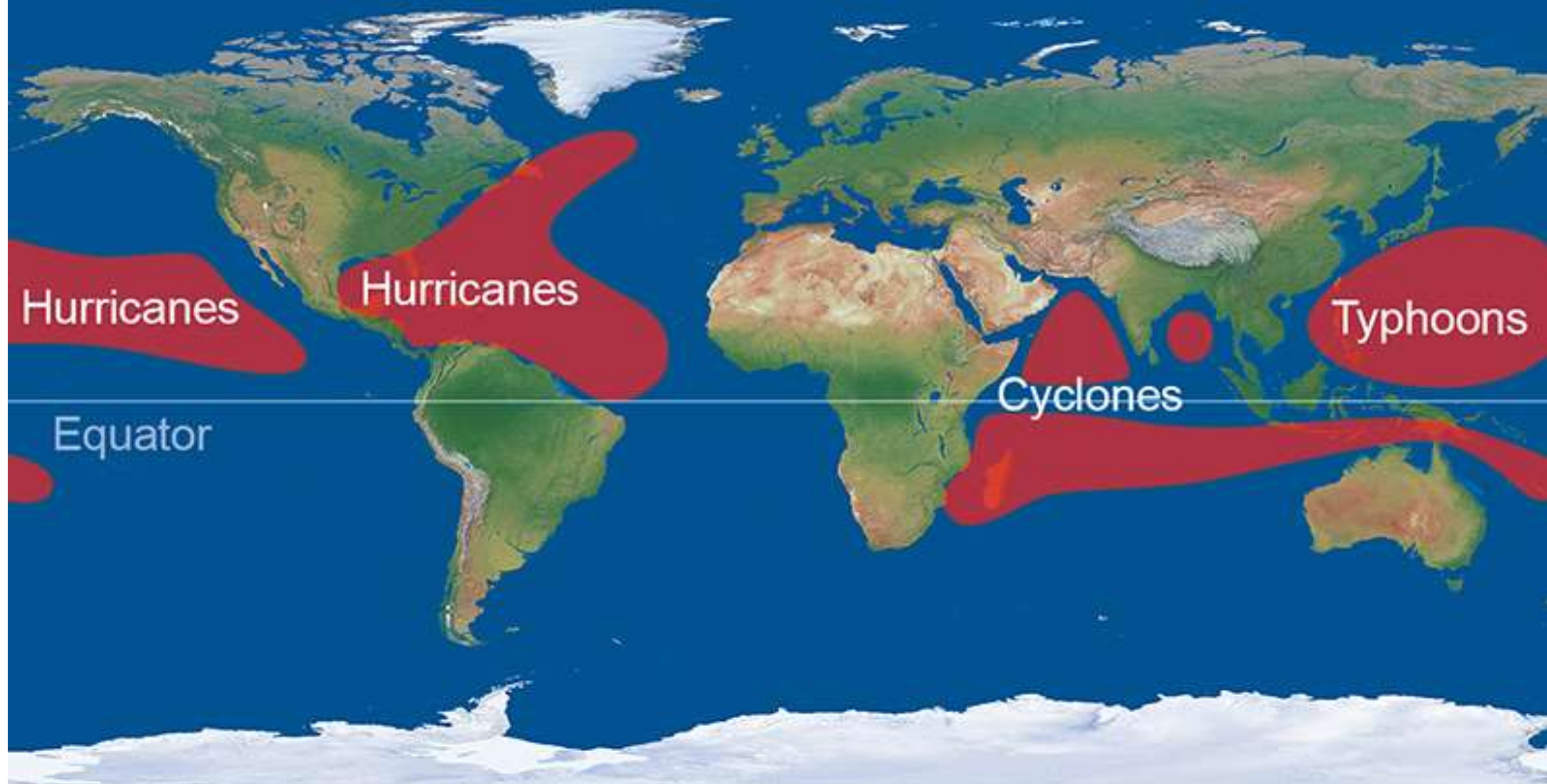
F-gases

-30% by 2030  
(compared to 2005)


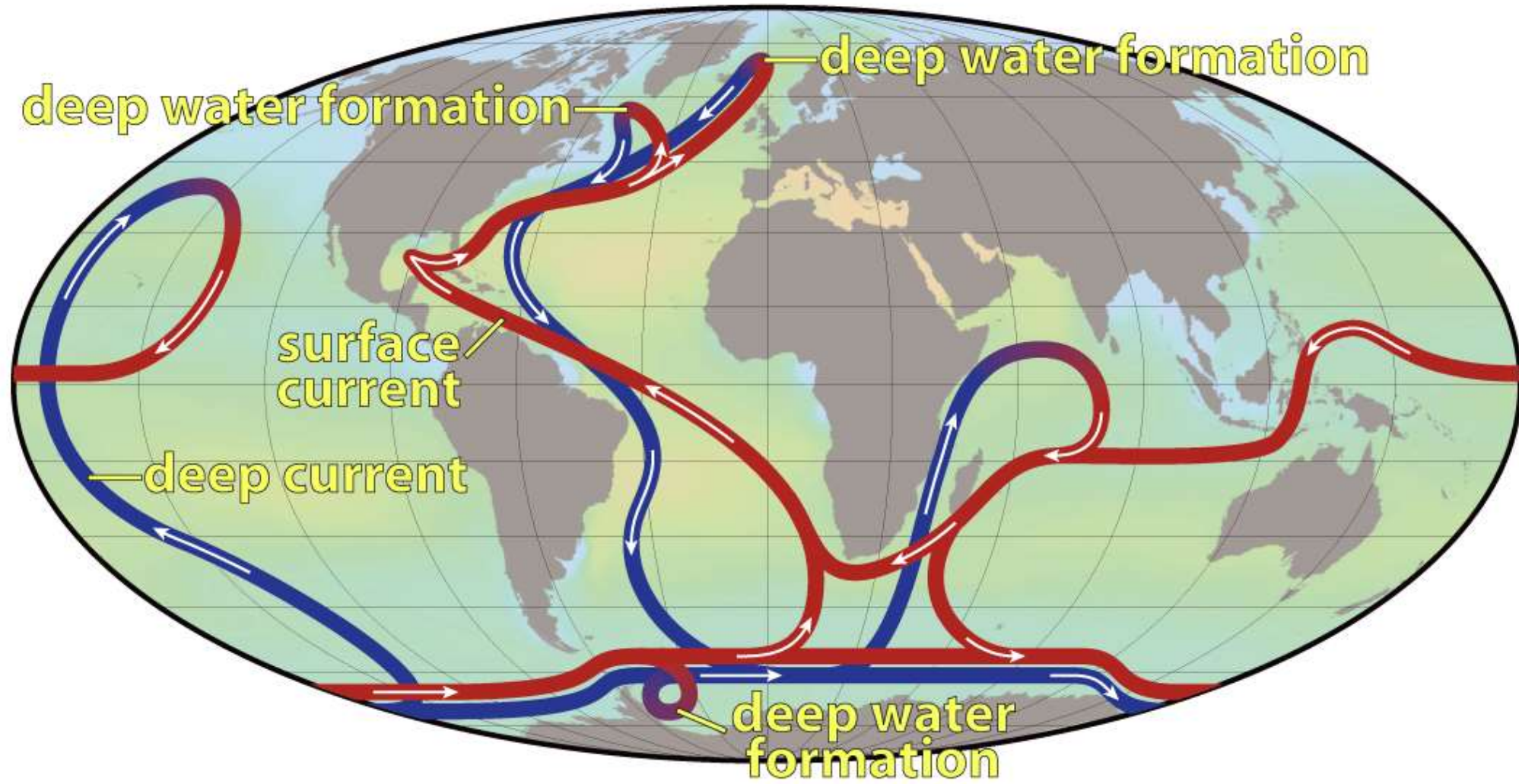
Land use and forestry  
(LULUCF)

No "back-sliding"  
(compared to 2005)

# Tropical cyclone distribution



# Thermohaline Circulation







# HIGH-END CLIMATE CHANGE

**Manuel Carmona Yebra**

**Directorate General for Climate Action  
Adaptation to Climate Change Unit A.3  
European Commission**



[ec.europa.eu/  
clima/](https://ec.europa.eu/clima/)



[facebook.com/  
EUClimateAction](https://facebook.com/EUClimateAction)



[twitter.com/  
EUClimateAction](https://twitter.com/EUClimateAction)



[pinterest.com/  
EUClimateAction](https://pinterest.com/EUClimateAction)



[youtube.com/  
EUClimateAction](https://youtube.com/EUClimateAction)

# Average annual growth in global coal demand

Global Energy & CO2 Status Report

